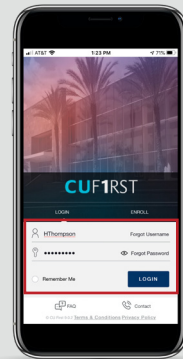


My MSD Cards-Getting Started

Enroll

SET UP AN ACCOUNT



LOGIN

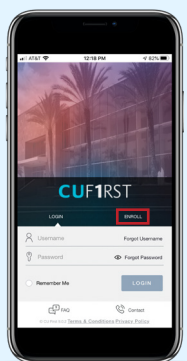
1. Enter your Mobile App **USER NAME** and **PASSWORD** and tap **LOGIN**
2. Once you login manually, biometrics can be enabled for future logins

NEW USER Download the App

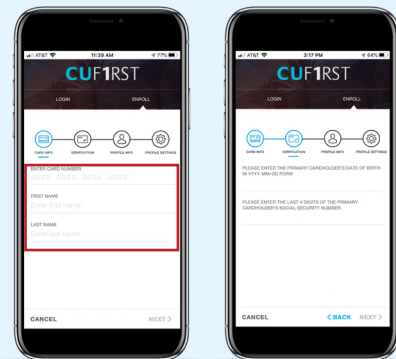
- 1 Download from your App Store. Simply search for the credit union's card app name and tap install. Follow prompts to complete installation.



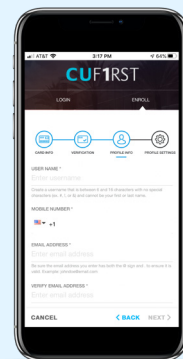
- 2 Agree to Terms and Conditions and Tap **ENROLL** from Home Screen



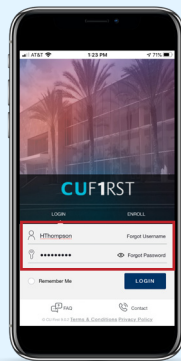
- 3 TO BEGIN, COMPLETE **CARD INFORMATION & VERIFY** by answering prompted questions.



- 4 **CREATE A USER PROFILE** After tapping **NEXT**, you will be provided the opportunity to select and answer security questions



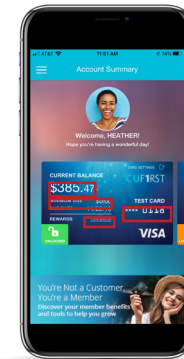
- 5 **LOGIN** Enter your **USERNAME** and **PASSWORD** and tap **LOGIN**. Once you login manually, biometrics can be enabled for future use.



Manage



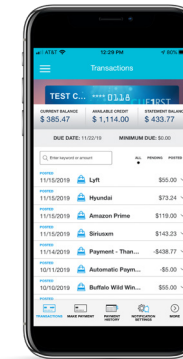
NEW OR EXISTING USERS will want to view all the new features of the app



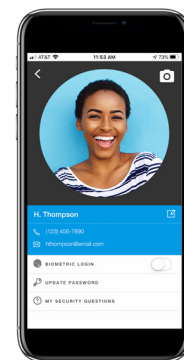
- #### ACCOUNT SUMMARY
- Current Card Balance
 - Minimum Payment Due
 - Payment Due Date
 - Last 4 Digits of Card #
 - Current Rewards Points (on selected cards only)



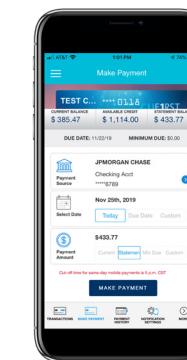
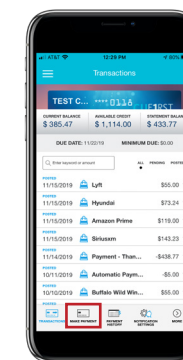
Pending and posted **TRANSACTIONS** display from newest to oldest.



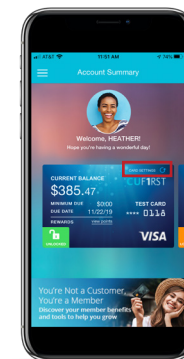
Cardholders can filter transactions as well as view additional details by tapping on the transaction.



- #### USER SETTINGS
- Allows Changes to:
- Profile Image
 - Email Address
 - Password
 - Security Questions



MAKE A PAYMENT from the bottom of the Transactions screen. The Make Payment screen displays the minimum payment due and the due date.



- #### CARD SETTINGS
- Allows Changes to:
- Card Nickname
 - Adding Cards
 - Removing Cards
 - Card Activation

The cutoff time for same day mobile payments is 5pm Central time. The cardholder can only schedule one same-day payment per day.