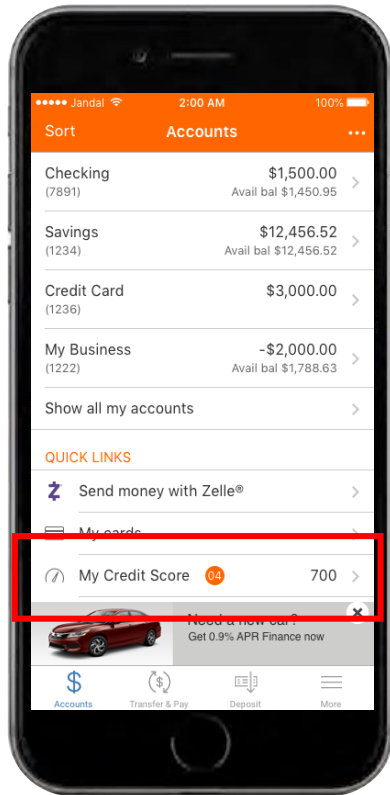


MOBILE WITH CREDIT SENSE CHEAT SHEET

Monitor your credit score in just a few taps with your banking app

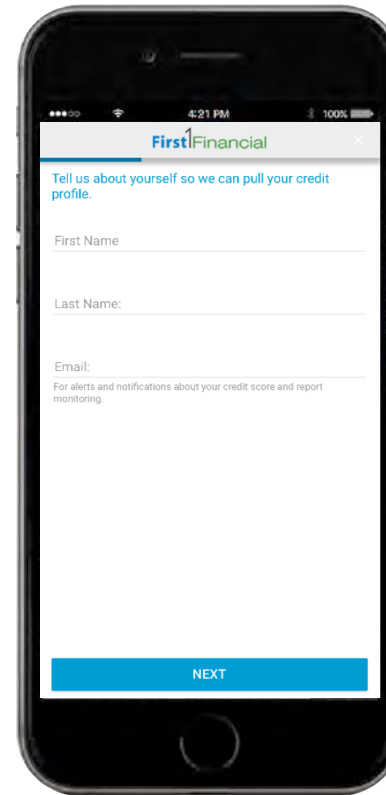
Getting started with Credit Sense



If you have not yet enrolled in Credit Sense, tap the **"My Credit Sense"** button in the Accounts screen of your banking app.



Tap **"Get Started"** to enroll and view your credit score.



Complete your credit profile and accept the terms and conditions to enroll in Credit Sense and view your credit score.

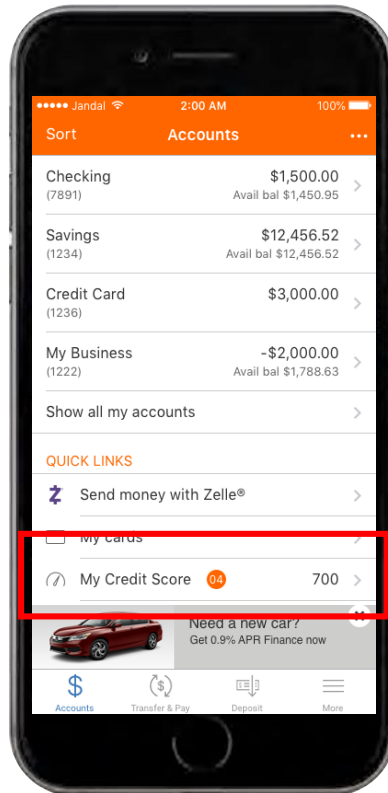


After completing your profile, you will be able to view your credit score, learn about factors to help improve your score, explore targeted financial products, and sign up for credit monitoring alerts – all from the convenience of your mobile app.

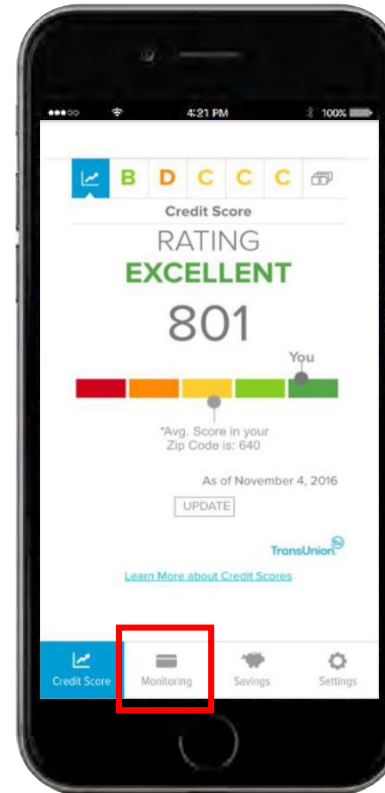
MOBILE WITH CREDIT SENSE CHEAT SHEET

Monitor your credit score in just a few taps with your banking app

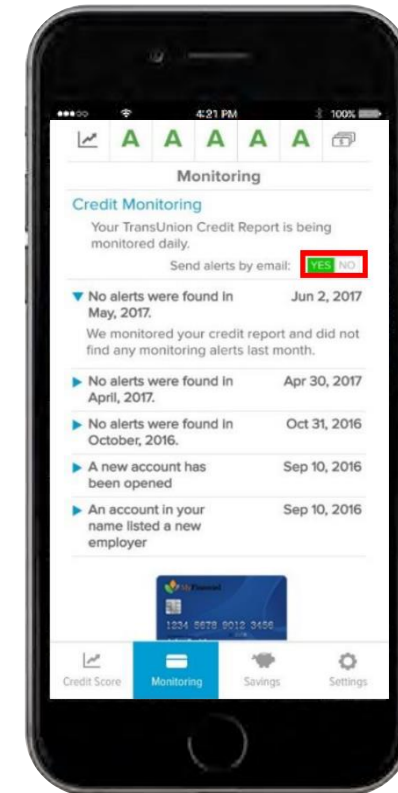
How to monitor your credit score



Tap the **"My Credit Sense"** button in the Accounts screen of your banking app to access your credit score.



You can enable credit alerts by tapping on the **"Monitoring"** button at the bottom of your screen.

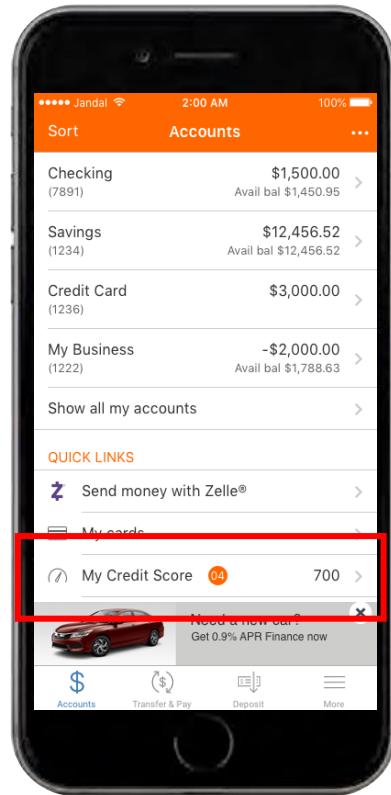


You have the option of enabling credit monitoring alerts via email by toggling "Yes or no." You also have the option of viewing your alerts directly within your app.

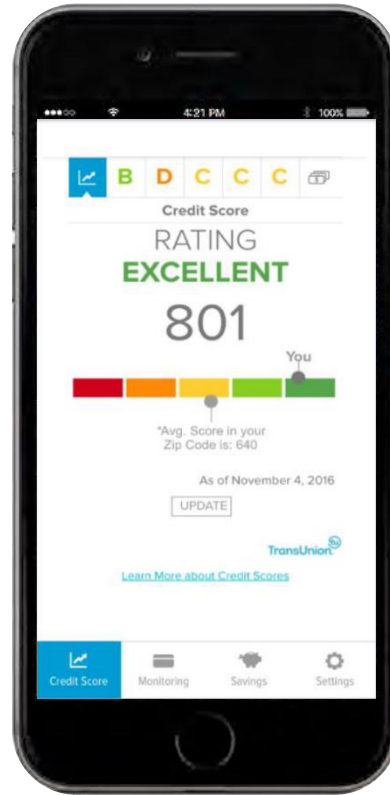
MOBILE WITH CREDIT SENSE CHEAT SHEET

Monitor your credit score in just a few taps with your banking app

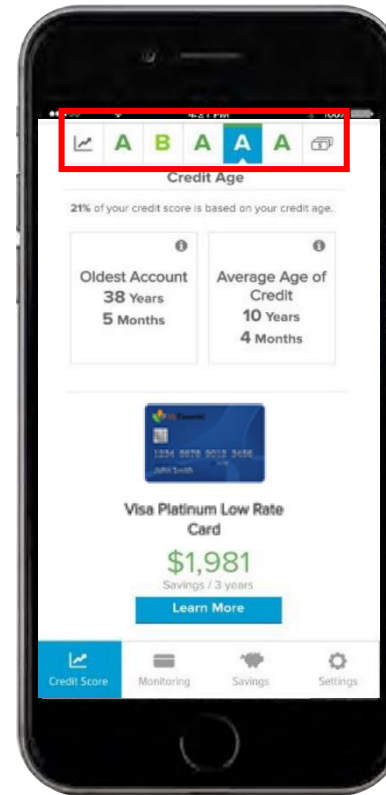
How to view your credit report



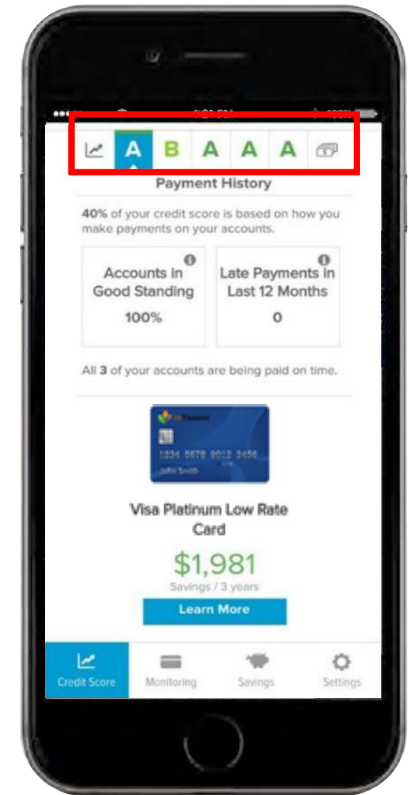
Tap the **"My Credit Sense"** button in the Accounts screen of your banking app to access your credit score.



You can learn about the key factors effecting your credit score by viewing your grades from your credit report.



The different grades at the top of the screen represent the following credit score factors: **Credit Age, Credit Usage, Payment History, Total Balances, and Recent Credit.**

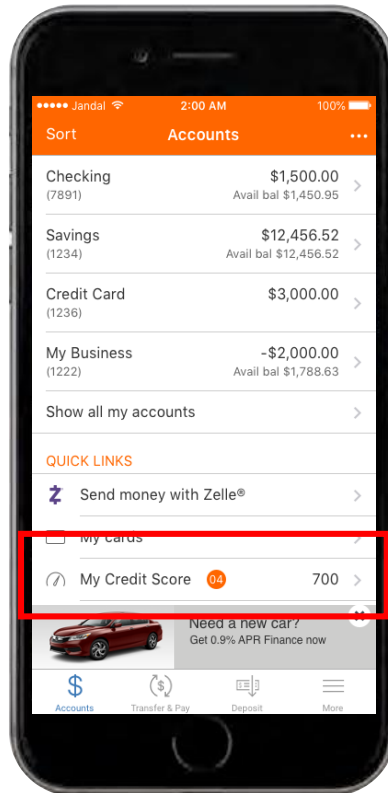


You can navigate through your credit score factors by tapping on the different grades. This feature gives you the opportunity to gain deeper insight into the components effecting your credit score.

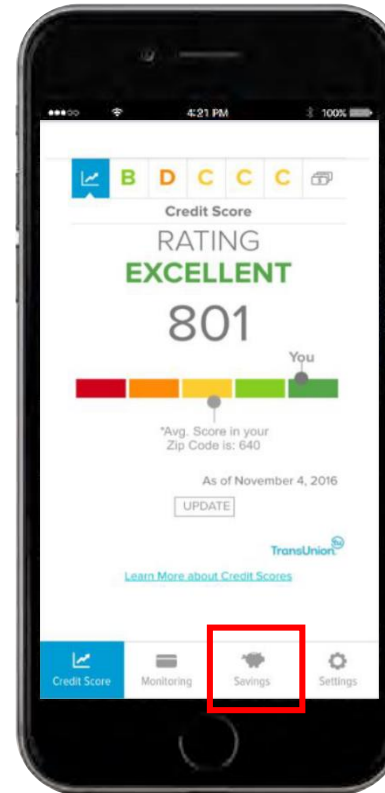
MOBILE WITH CREDIT SENSE CHEAT SHEET

Monitor your credit score in just a few taps with your banking app

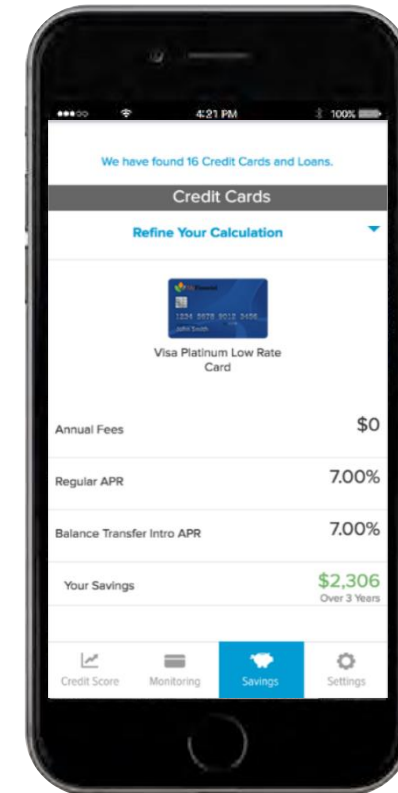
How to view your savings opportunities



Tap the **"My Credit Sense"** button in the Accounts screen of your banking app to access your credit score.



You can explore targeted financial product options by tapping the **"Savings"** button at the bottom of your screen.



You can verify specific pre-qualified offers, including low-interest credit cards, balance transfers, and new or refinanced loans, based on your existing credit score and debt profile.