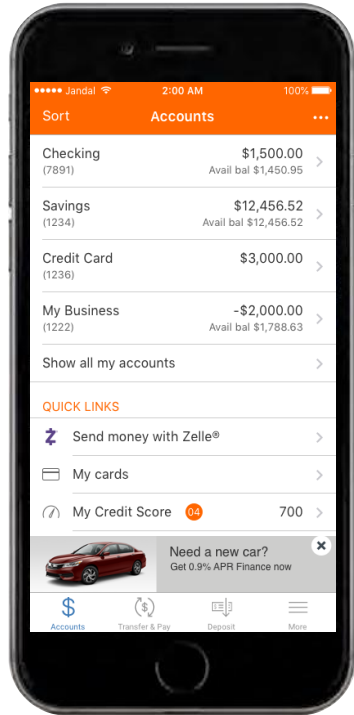


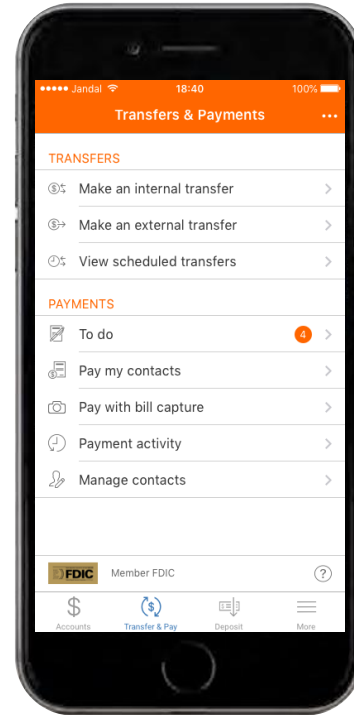
# MOBILE BANKING CHEAT SHEET

You have simple yet powerful tools for staying connected to your accounts anytime, anywhere

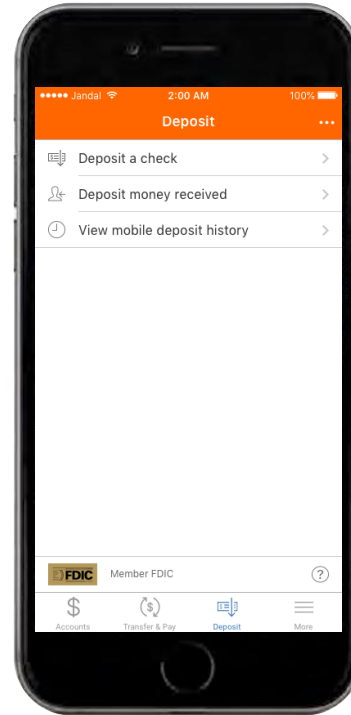
Getting started with mobile banking



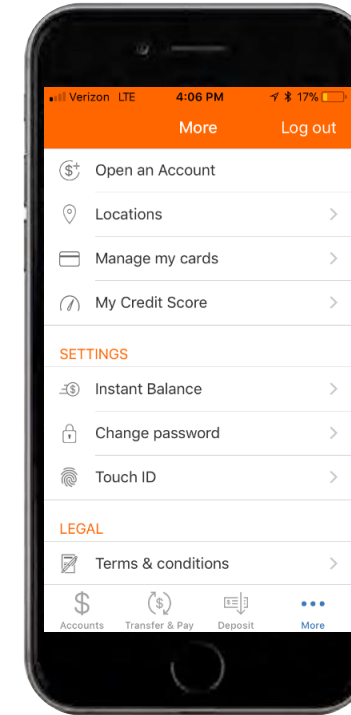
Once you're logged in, you will be taken to the **"Accounts"** screen. You can glance over your balances, make deposits, pay bills, transfer money, review transactions, and more.



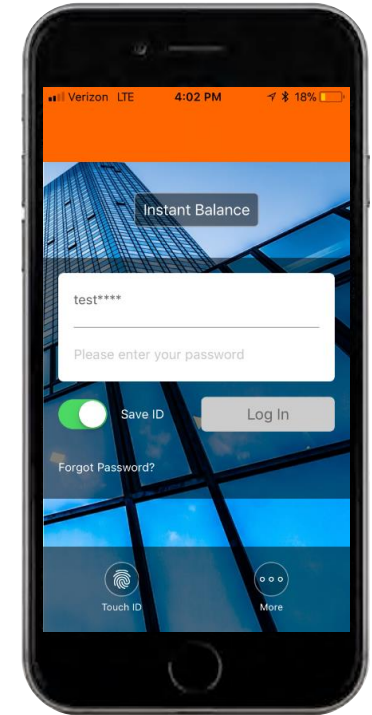
To transfer funds, select the **"Transfer & Pay"** button at the bottom of your screen. Send money to your family and friends and pay your bills easily and securely from this screen.



Need to make a deposit? Tap the **"Deposit"** button at the bottom of your screen. You can deposit a check with the snap of a photo. Or, when someone sends you money, you can accept it and select which account to make your deposit in.



The **"More"** button is where you will find your additional tools and services, including ATM locations, biometric login features, and more. It's simple, yet powerful account management for your finances.



If your phone is ever lost or stolen, your account is locked behind strong, multi-layer security. Only you will be able to access your accounts.