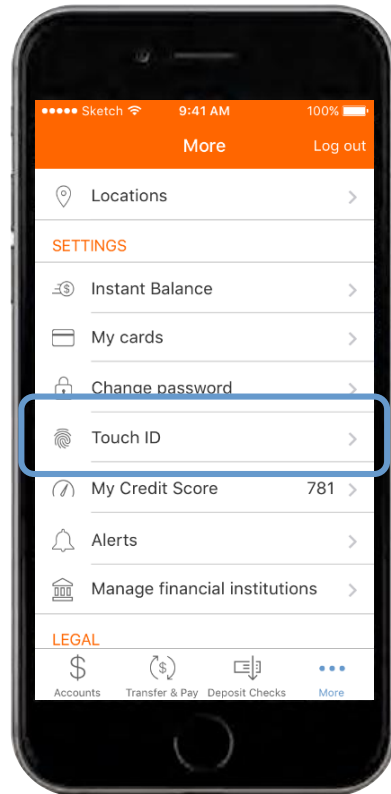


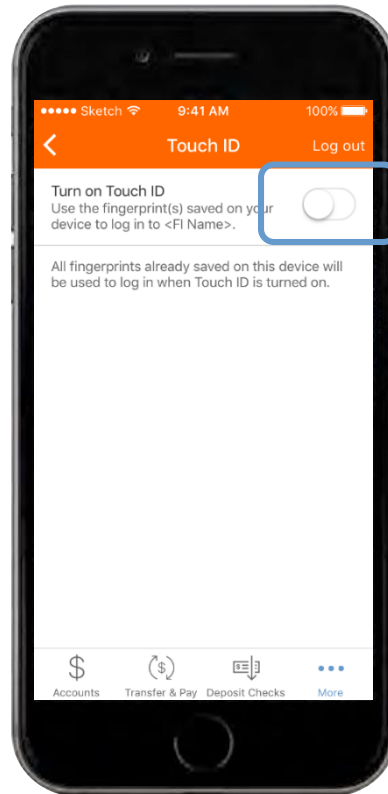
# BIOMETRIC LOGIN CHEAT SHEET

Quickly access your mobile banking app with just your fingerprint or Face ID

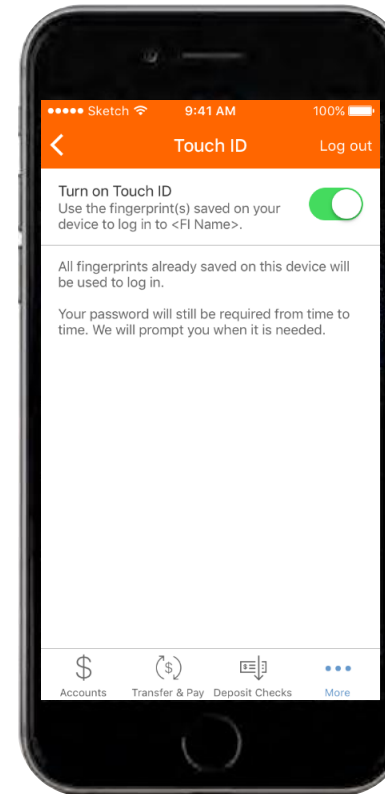
Getting started with biometric login for Apple users



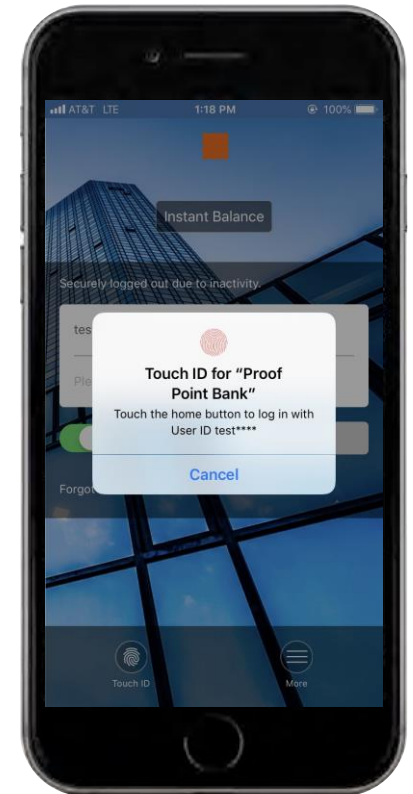
Log in to the app with your User ID and password. Tap on the **“More”** button at the bottom right of the screen. Tap on **“Touch ID”** or **“Face ID”** under the Settings section.



You will see a screen similar to the one above. Toggle on **“Turn on Touch ID”** or **“Face ID”** to enable the feature.



Once you have toggled on the switch, your saved fingerprints or Face IDs on your device will enable you to access your account. Your password may still be needed for certain features that move funds.



The next time you open the app, you can simply place your finger on the Touch ID pad or scan your face, and you will be logged in to your account.