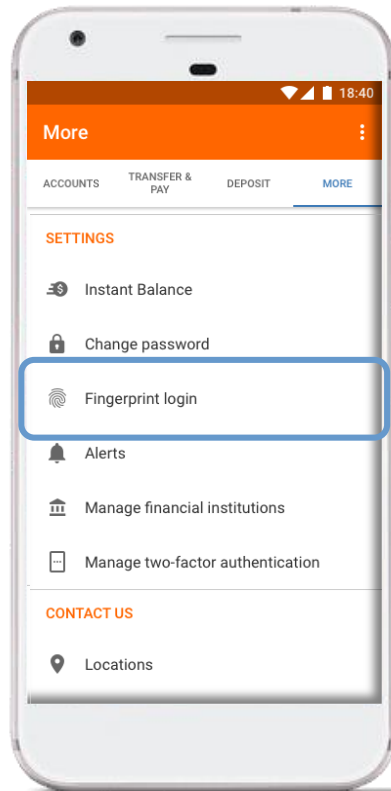


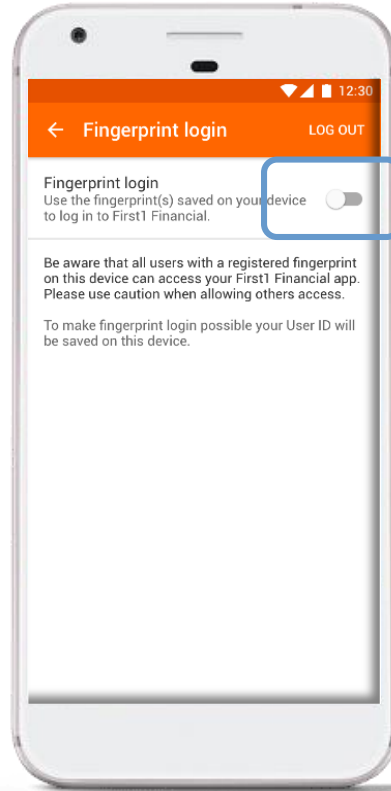
BIOMETRIC LOGIN CHEAT SHEET

Quickly access your mobile banking app with just your fingerprint

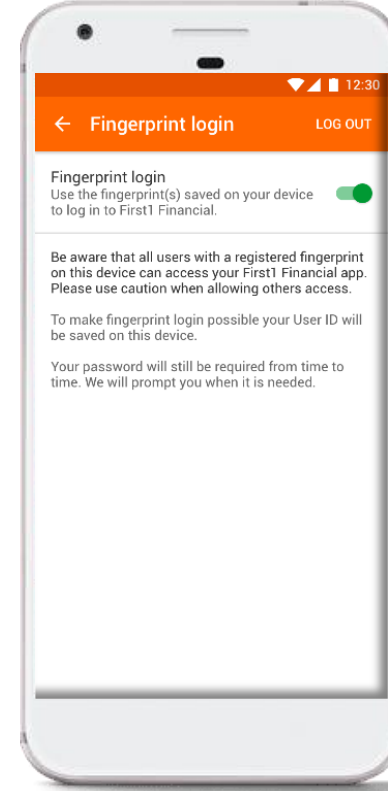
Getting started with biometric login for Android users



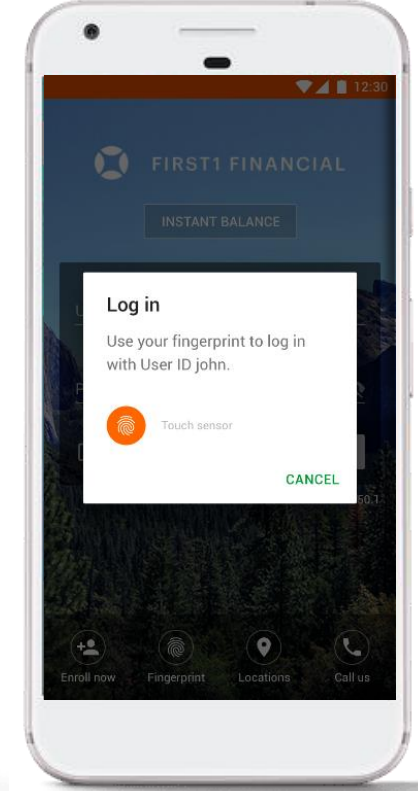
Log in to the app with your User ID and password. Tap on the **“More”** button at the top right of the screen. Tap on the **“Fingerprint Login”** button under the Settings section.



You will see a screen similar to the one below. Toggle on **“Fingerprint Login”** to enable the feature.



Once you have toggled on the switch, your saved fingerprints on your device will enable you to access your account. Your password may still be needed for certain features that move funds.



The next time you open the app, you can simply login with your fingerprint.