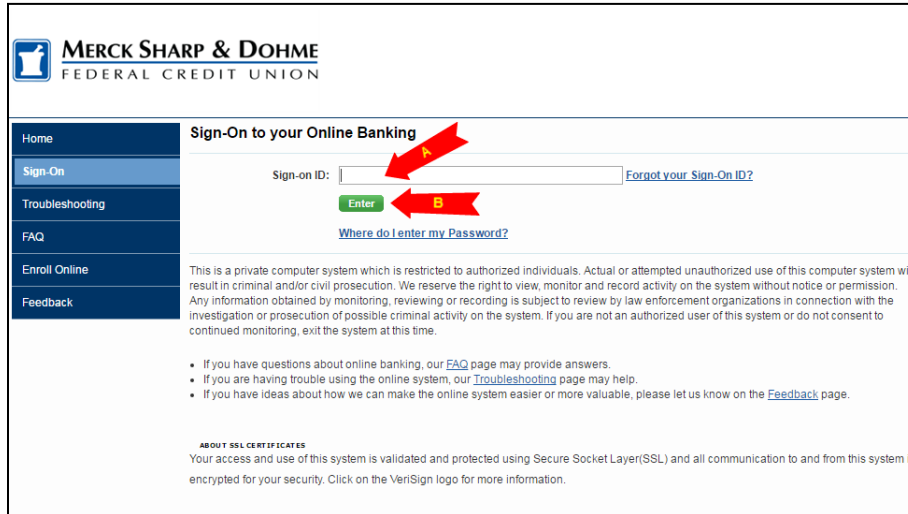


## How To: Sign in to Online Banking

### 1. Sign-On to your Online Banking *page*:

- A. Type your ID in the SIGN ON ID field.
- B. Click **Enter**.



**MERCK SHARP & DOHME**  
FEDERAL CREDIT UNION

Home Sign-On to your Online Banking

Sign-On

Troubleshooting

FAQ

Enroll Online

Feedback

Sign-on ID:  [Forgot your Sign-On ID?](#)

**Enter** [Where do I enter my Password?](#)

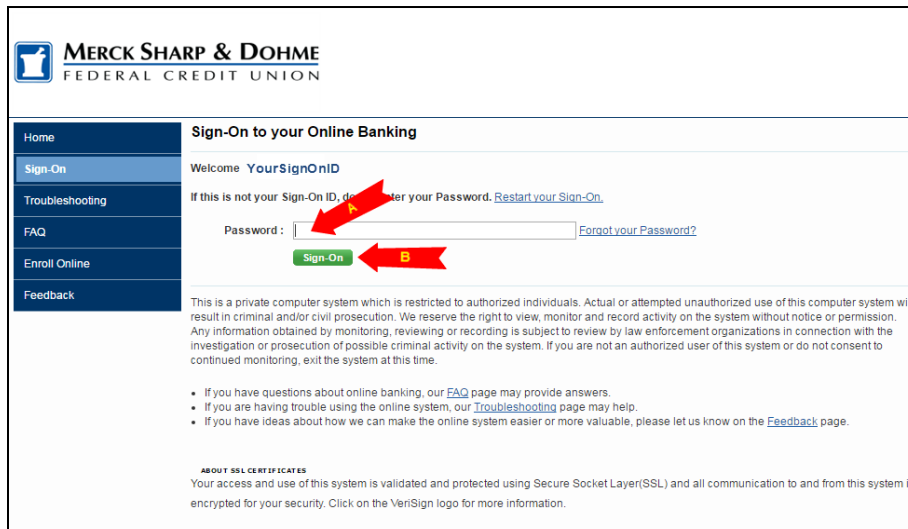
This is a private computer system which is restricted to authorized individuals. Actual or attempted unauthorized use of this computer system will result in criminal and/or civil prosecution. We reserve the right to view, monitor and record activity on the system without notice or permission. Any information obtained by monitoring, reviewing or recording is subject to review by law enforcement organizations in connection with the investigation or prosecution of possible criminal activity on the system. If you are not an authorized user of this system or do not consent to continued monitoring, exit the system at this time.

- If you have questions about online banking, our [FAQ](#) page may provide answers.
- If you are having trouble using the online system, our [Troubleshooting](#) page may help.
- If you have ideas about how we can make the online system easier or more valuable, please let us know on the [Feedback](#) page.

ABOUT SSL CERTIFICATES  
Your access and use of this system is validated and protected using Secure Socket Layer(SSL) and all communication to and from this system is encrypted for your security. Click on the VeriSign logo for more information.

### 2. When the next **Sign-On to your Online Banking** *page* displays with your ID at the top:

- A. Type your PASSWORD in the identified field.
- B. Click **Sign-On** to complete the sign-on process.



**MERCK SHARP & DOHME**  
FEDERAL CREDIT UNION

Home Sign-On to your Online Banking

Sign-On

Troubleshooting

FAQ

Enroll Online

Feedback

Welcome **YourSignOnID**

If this is not your Sign-On ID, do not enter your Password. [Restart your Sign-On.](#)

Password:  [Forgot your Password?](#)

**Sign-On**

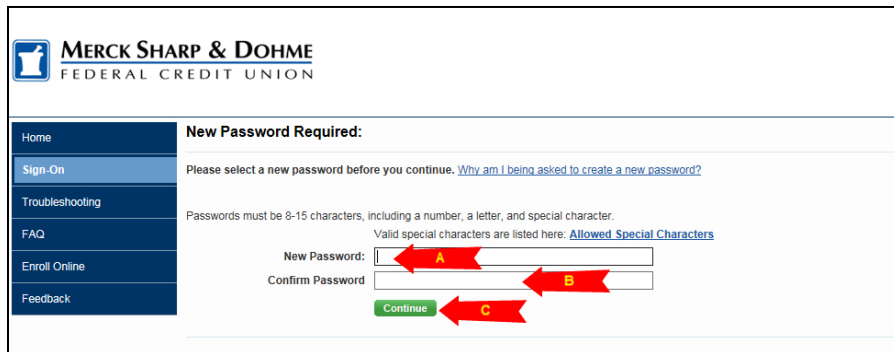
This is a private computer system which is restricted to authorized individuals. Actual or attempted unauthorized use of this computer system will result in criminal and/or civil prosecution. We reserve the right to view, monitor and record activity on the system without notice or permission. Any information obtained by monitoring, reviewing or recording is subject to review by law enforcement organizations in connection with the investigation or prosecution of possible criminal activity on the system. If you are not an authorized user of this system or do not consent to continued monitoring, exit the system at this time.

- If you have questions about online banking, our [FAQ](#) page may provide answers.
- If you are having trouble using the online system, our [Troubleshooting](#) page may help.
- If you have ideas about how we can make the online system easier or more valuable, please let us know on the [Feedback](#) page.

ABOUT SSL CERTIFICATES  
Your access and use of this system is validated and protected using Secure Socket Layer(SSL) and all communication to and from this system is encrypted for your security. Click on the VeriSign logo for more information.

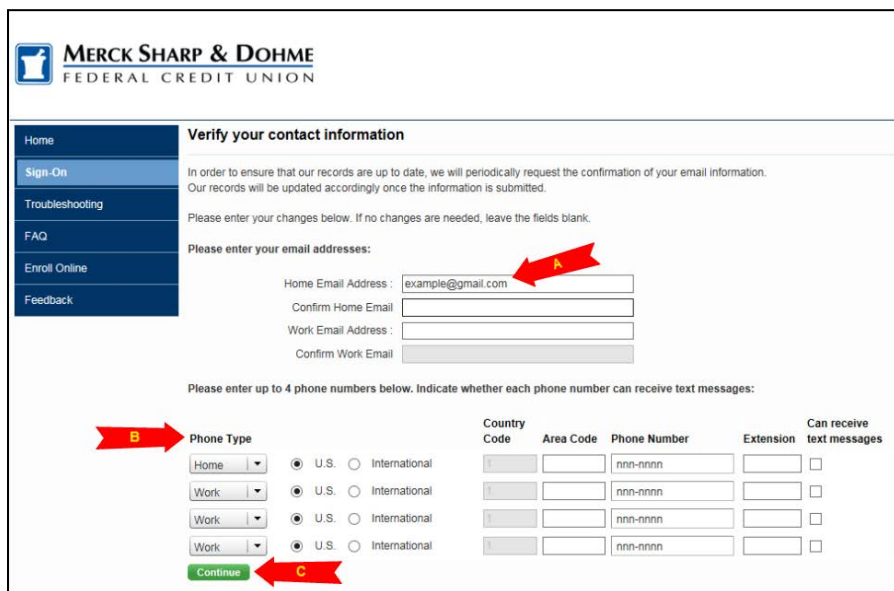
3. If/When the **New Password Required** page displays:

- A. Enter a new PASSWORD in the New Password field.
- B. Reenter your PASSWORD in the Confirm Password field.  
*Note: Passwords must be 8-15 characters, including a number, a letter, and a special character.*
- C. Click **Continue**.



4. When the **Verify your contact information** page displays:

- A. Carefully review information.
  - a. After successfully logging in, if you need to update this information please use the **Address Change Form** located under **Account Services** tab, select **Request** from the left side menu or call us at 215-996-3700 to update your phone number.
- B. Click **Continue**.



Congratulations, you will now be taken to the Accounts Overview page.