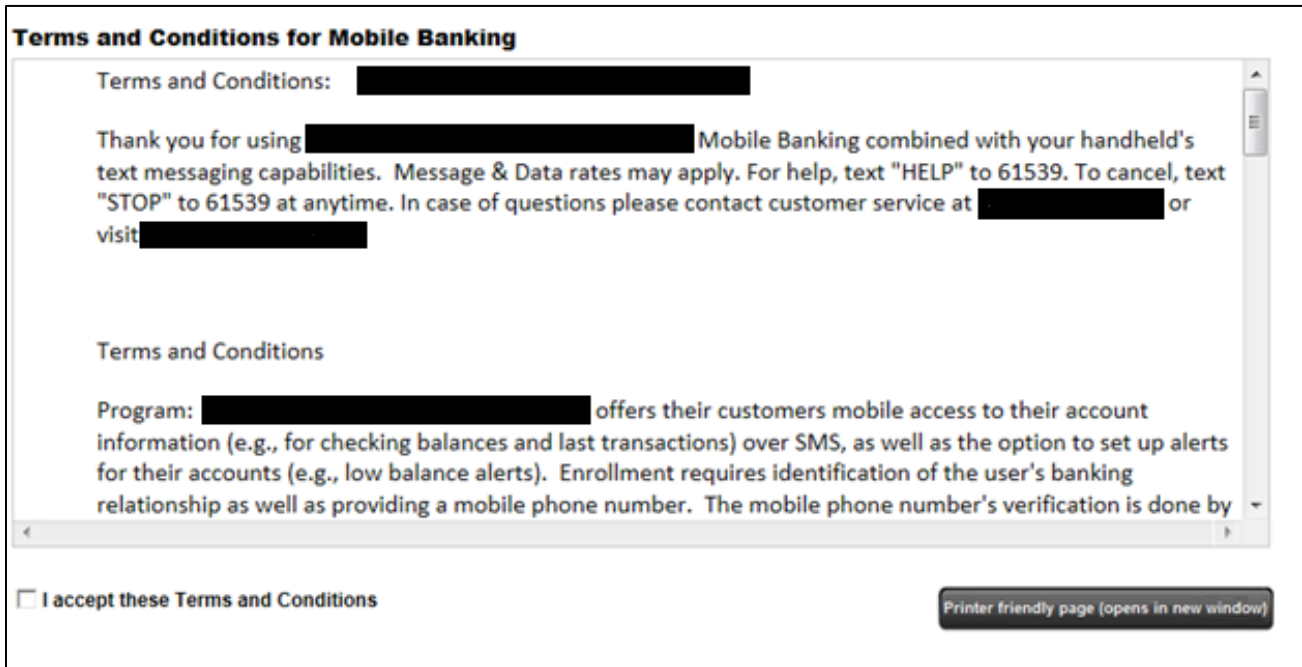


How To: Enroll in Mobile Banking

- Login to Online Banking
- Click "Account Services"
- Click "Request"
- Click "Mobile Banking Enrollment"
- The following screen will display with your Terms and Conditions.



Terms and Conditions for Mobile Banking

Terms and Conditions: [REDACTED]

Thank you for using [REDACTED] Mobile Banking combined with your handheld's text messaging capabilities. Message & Data rates may apply. For help, text "HELP" to 61539. To cancel, text "STOP" to 61539 at anytime. In case of questions please contact customer service at [REDACTED] or visit [REDACTED]

Terms and Conditions

Program: [REDACTED] offers their customers mobile access to their account information (e.g., for checking balances and last transactions) over SMS, as well as the option to set up alerts for their accounts (e.g., low balance alerts). Enrollment requires identification of the user's banking relationship as well as providing a mobile phone number. The mobile phone number's verification is done by [REDACTED]

I accept these Terms and Conditions

Printer friendly page (opens in new window)

- Check the "I accept these Terms and Conditions" checkbox
- The "Continue" Button will display
- Click "Continue"


Select Services

Summary: The following services are available for mobile banking. This screen will allow you to register for those services. At minimum you should check the Mobile Browser access.



You can have the system send you a link via text message to download the smartphone applications if you have a supported device.

Downloadable Apps

Get a customized application for your device that provides an intuitive and rich user experience consisting of easy-to-navigate screens and menus. Receive all the benefits of mobile browser banking, enhanced by your device's unique features.

 **For your phone** [View screenshot](#)

On your device, open Google Play or the App Store and search for us, or click either of the download images below.

OR Send me the download link via text message to this number:

After entering your phone number you will receive a text message with a link to download the smartphone app. You will also be redirected to the page below. If you wish to add additional services, such as Text Banking, Mobile Browser, or Alert Banking please click "Return to Select Services". Otherwise, click "Exit Mobile Banking" to logout of registration - If you exit without signing up for additional services and you wish to add these services at a later time, see Appendix A. After downloading the app via the link in the text message you may log in using your online banking username and password (please note you must log in to Online Banking BEFORE you attempt to log in to Mobile Banking). You will then be prompted to accept the disclaimer before first use of the app. After accepting this disclaimer download the app.

Download the Application

The download link has been sent to 

Summary: To add additional services before logging out of registration.

Check Mobile Browser (I'd like to receive a link to Browser Banking.)

- Additional options available.
 - Text Messaging (I'd like to use text banking services.)
 - Alerts (I'd like to receive text alerts.)
- Click Continue.



Select Services
 Choose from a variety of mobile banking services. You can get basic account balance and transaction information, or receive full mobile banking capabilities that allow you to view account details, pay bills, transfer money, and more.

Please choose a service:
[Not sure? Click here to compare the services](#)

Downloadable Apps
 Get a customized application for your device that provides an intuitive and rich user experience consisting of easy-to-navigate screens and menus. Receive all the benefits of mobile browser banking, enhanced by your device's unique features.

For your phone [View screenshot](#)

On your device, open Google Play or the App Store and search for us, or click either of the download images below.

OR Send me the download link via text message to this number:

Other Services
 Please select the services required and click continue to register.

Mobile Browser (I'd like to receive a link to Browser Banking.)

Why Use Mobile Browser Banking? [View screenshot](#)

Get full and extended mobile banking capabilities on your web-enabled device. Receive an optimal banking experience with a look and feel that is similar to PC-based online banking, in a site designed to fit neatly into your device's screen.

Text Messaging (I'd like to use text banking services.)

Why Use Text Banking? [View screenshot](#)

Send text commands (such as BAL) to your bank from your SMS-enabled phone to inquire about basic account balance and transaction history information. Receive text message responses directly to your phone.

Alerts (I'd like to receive text alerts.)

Why Use Alert Banking? [View screenshot](#)

Include text message alerts with your mobile banking service(s) to monitor your mobile banking accounts. Choose how and when you want to be notified of changes to account balances and personal information. (Select at least one other mobile banking service.)

Back
Continue

Compare Services

Features	Text Banking	Mobile Browser	Phone Application
Check account balance	✓	✓	✓
View transaction history	✓	✓	✓
Transfer money between accounts	N/A	✓	✓
Pay Bills	N/A	✓	✓
Popmoney	N/A	✓	✓
Find nearby ATMs or branch locations	✓	✓	✓

Account Selection and Configuration

- Follow the on screen instructions.
 - Select your time zone.
 - Select the account you wish to access through Mobile Banking and confirm their nicknames.
- Click Continue.

Account Selection and Configuration

1. Select your timezone which helps us to determine when to send alerts to your phone

Time Zone:

2. Select the account you wish to access through Mobile Banking and confirm their nicknames

Eligible Accounts	Mobile Banking Nickname
<input type="checkbox"/> [REDACTED] (****4490) Savings	<input type="text" value="SAV1"/>
<input type="checkbox"/> [REDACTED] (****3580) Savings	<input type="text" value="SAV2"/>

What's a Texting Nickname?
The nickname identifies the account in a text message. For example, to check your transaction history, text HIST followed by the account nickname, such as S1.

[View Example](#)

Other Services

- Enter your Mobile Phone Number.
- Click Continue.

Other Services

Please enter your mobile phone number to register for other services.

Mobile phone number: For example, 5551234567

- Text Banking
- Mobile Browser
- Alert Banking

Thank you for using Mobile Banking combined with your handheld's text messaging capabilities. By registering for Mobile Banking, or changing your registration information, you certify that:

A. You are the account holder, or
B. You have the account holder's permission to do so.

Message and data rates may apply. **For help, text "HELP" to 61539. To cancel, text "STOP" to 61539 at any time.** Message frequency depends on account settings. For assistance, please contact customer service at [REDACTED]

Our participating carriers include (but are not limited to): AT&T, Sprint, T-Mobile®, U.S. Cellular®, Verizon Wireless

Enter Activation Code

- You will receive a text message with an Activation Code.
- Enter the Activation Code.
- Click Activate.

Enter Activation Code
Enter the activation code we sent to your phone.

Activation Code

Thank you for using Mobile Banking combined with your handheld's text messaging capabilities. By registering for Mobile Banking, or changing your registration information, you certify that:

A. You are the account holder, or
B. You have the account holder's permission to do so.

Message and data rates may apply. For help, text "HELP" to 61539. To cancel, text "STOP" to 61539 at any time. Message frequency depends on account settings. For assistance, please contact customer service at [REDACTED]

Main Menu

- After you enter your Activation Code the Main Menu will appear displaying the device with a status of Activated, if everything was successful.

Main Menu
Click the tabs below to manage your Mobile Banking options.

My Devices | My Accounts | My Profile

Device Details	Carrier	Status	Receive Alerts
[REDACTED]	AT&T	Activated	<input type="checkbox"/> I want to: <input type="text" value="Change my phone number"/> <input type="button" value="Go"/>

Additional Options on the Main Menu

- **Add New Device** – Allows you to register a new device.
- **Change Phone Number** – Allows you to change the mobile phone # that is currently registered.
- **Change my Mobile Banking Services** – Add or Remove services i.e. text banking or alerts.
- **Stop using this device for Mobile banking** – Disable the service for selected device.
- **Get a link to the mobile Banking website** – sends you a text message with a link to the Mobile Banking website.

Main Menu
Click the tabs below to manage your Mobile Banking options.

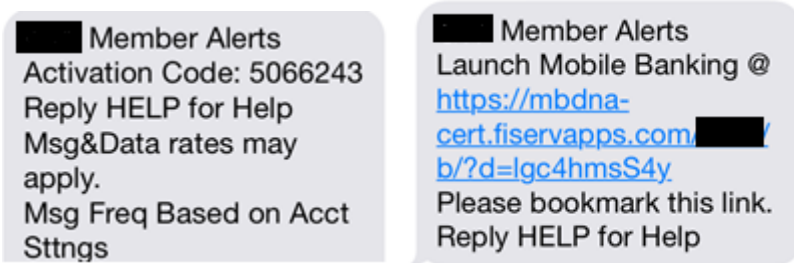
My Devices | My Accounts | My Profile

Device Details	Carrier	Status	Receive Alerts
[REDACTED]	AT&T	Activated	<input type="checkbox"/> I want to: <input type="text" value="Change my phone number"/> <input type="button" value="Go"/>

- Change my phone number
- Change my Mobile Banking services
- Stop using this device for Mobile Banking
- Get a link to the Mobile Banking website

Example Text Message

- During the self-registration process, text messages are sent to the mobile phone number entered. The text messages sent are based on the services selected. When a customer registers for APP, they receive a message containing the link to download the Touch Banking application.



To add additional services after logging out of registration the first time.

- Log in to Online Banking.
- Click "Account Services".
- Click "Request".
- Click "Mobile Banking Enrollment".
- Click "Add New Device".
- Enter your mobile phone number under Other Services.
- Click "Continue".
- Check the box next to each service you wish to add.
- Click "Continue".

Other Services

Please enter your mobile phone number to register for other services.

Mobile phone number: For example, 5551234567

- Text Banking
- Mobile Browser
- Alert Banking

Thank you for using Mobile Banking combined with your handheld's text messaging capabilities. By registering for Mobile Banking, or changing your registration information, you certify that:

A. You are the account holder, or
B. You have the account holder's permission to do so.


Message and data rates may apply. For help, text "HELP" to 61539. To cancel, text "STOP" to 61539 at any time. Message frequency depends on account settings. For assistance, please contact customer service at (907) 459-5900.

Our participating carriers include (but are not limited to): AT&T, Sprint, T-Mobile®, U.S. Cellular®, Verizon Wireless

Other Services


Please select the services required and click continue to register.

Mobile Browser (I'd like to receive a link to Browser Banking.)

 **Why Use Mobile Browser Banking?** [View screenshot](#)


Get full and extended mobile banking capabilities on your web-enabled device. Receive an optimal banking experience with a look and feel that is similar to PC-based online banking, in a site designed to fit neatly into your device's screen.

Text Messaging (I'd like to use text banking services.)

 **Why Use Text Banking?** [View screenshot](#)

Send text commands (such as BAL) to your bank from your SMS-enabled phone to inquire about basic account balance and transaction history information. Receive text message responses directly to your phone.

Alerts (I'd like to receive text alerts.)

 **Why Use Alert Banking?** [View screenshot](#)

Include text message alerts with your mobile banking service(s) to monitor your mobile banking accounts. Choose how and when you want to be notified of changes to account balances and personal information. (Select at least one other mobile banking service.)

You will receive a text message with an activation code.

- Enter in the Activation Code.
- Click "Activate".

Enter Activation Code

Enter the activation code we sent to your phone.

Activation Code

Thank you for using Mobile Banking combined with your handheld's text messaging capabilities. By registering for Mobile Banking, or changing your registration information, you certify that:

A. You are the account holder, or
B. You have the account holder's permission to do so.

Message and data rates may apply. **For help, text "HELP" to 61539. To cancel, text "STOP" to 61539 at any time.** Message frequency depends on account settings. For assistance, please contact customer service at [REDACTED]

Your additional services have been added.

You may print the page for your record, Go to Mobile Banking Main Menu, or Exit Mobile Banking.

Activation Successful

Important Information

Text Message Banking

- Expect to receive a text message with your mobile banking short code and texting commands
- Text 'BAL' for your balances
- Text 'HIST' + your account's texting nickname for a list of transactions (ex. HIST C1)

Mobile Browser Banking

- Expect to receive a text message with a link to the mobile banking site
- Click and bookmark the mobile banking site's unique link

Alert Banking

- Now that you've registered for Alert Banking, use the Alerts management features in online banking to set up specific mobile alerts.
- To begin receiving alerts on your phone, you'll need to specify the account and choose the type of alerts you'd like to receive